

PLAY



TRAVEL?

ČASOPISY PRO VÝUKU ANGLIČTINY



A0 – A1

základní školy

3. – 5. třída ZŠ



A1 – A2

základní školy

5. – 7. třída ZŠ



A2 – B1

základní
a střední školy

7. třída ZŠ –
2. ročník SŠ



B1 – B2

střední školy

2. – 4. ročník SŠ

CENY PŘEDPLATNÉHO 2020/2021

1–10 ks předplatného	11–30 ks předplatného	31 a více ks předplatného
300 Kč + 200 Kč poštovné a balné	280 Kč	250 Kč
10 Eur + 8 Eur poštovné a balné	9 Eur	9 Eur* *Zřáva pre objednávaného učiteľa 11%

JAK OBJEDNAT

☎ +420 241 443 003
 🌐 www.bridge-online.cz/objednavka
 ✉ objednavky@bridge-online.cz

Číslo účtu pro Česko (CZK)
 169356037/5500

☎ +421 905 425 447
 🌐 www.bridge-online.cz/sk/objednavka
 ✉ objednavky@bridge-online.sk

Číslo účtu pre Slovensko (EUR)
 SK4009000000005128196156



UČITELSKÁ SADA K ČASOPISŮM

Učitelé, kteří objednají 11 a více kusů předplatného, získají ke každému vydání časopisu učitelskou sadu. Učitelská sada je neprodejná.

KLÍČ K UČITELSKÉ SADĚ

Čím více kusů předplatného objednáte, tím více učitelských sad dostanete.

KAŽDÝ MĚSÍC

DVAKRÁT
ZA ROK



CD
s poslechovými
cvičeními



časopisy
zdarma

JEDNOU ZA ROK



výukový
plakát

Počet kusů předplatného	Počet učitelských sad
11–20 ks	1 ks
21–60 ks	2 ks
61–90 ks	3 ks
91–120 ks	4 ks
121–150 ks	5 ks
151–180 ks	6 ks
181–200 ks	7 ks
201–260 ks	8 ks
261–300 ks	9 ks
301 ks a více	10 ks a více

Obrázky jsou pouze ilustrativní.

Key to Icons



listening and extra
materials online



listening on CD

CONTENTS

- 4 VOCABULARY**
Let's Travel!
- 6 YOUR STORY / TRADITION**
Around the World
- 8 GRAMMAR**
My Magic Spell Book
- 9 DIY / TRADITION**
Mother's Day
- 10 GAME**
Let's Go on Holiday
- 12 COMIC**
Let's Go on Holiday
- 14 COLOURING**
Let's Colour!
- 15 SPEAKING / PAIR WORK**
Where Are They Going?
- 17 PUZZLES**
- 19 TEST**
Cambridge YLE Starters
- 27 SPEAKING**
Look and Talk

Dear Readers,

It's May and the summer holidays are near. Summer is a great time for going to different places. In this issue, we have words to help you talk about travelling. As always, there are games, puzzles and chants. Darren, Molly and Clara want to go on holiday, too. Where? How? Read the comic strips and find out. We also have some fun practice tests to help you see what you already know. Are you ready to travel? Open the magazine, and let's go!

*Helena and the PLAY
Editorial Team*

Tips for Using the Magazine

Here are some fun extra things you can do with your Play magazine.

- Look at the words on p. 4. Use the words to talk about how you go to different places. Look at the rest of the magazine. How many times can you find the words?
- After you finish making your story on pp. 6–7, draw a map of your holiday. Draw the animals you see in the different places on a map. Tell a friend about your holiday.
- After you finish the magic spells on p. 8, try writing your own magic spells. You can write them in your own magic spell book. Then use a magic wand (or a pencil or pen) to cast the spells.
- Read the comic strip on pp. 12–13 with your friends and do funny voices for the characters. How do you think the friends go to Hawaii? What do they do there? Write the next part of the story.
- After you finish the puzzle on p. 17, make your own secret letters. Use them to write a message for your friend with pictures. Can they learn how to read it?



SOLUTIONS AND EXTRA MATERIALS

www.bridge-online.cz, www.bridge-online.sk and www.bphi.de

LISTENING

CD Tracks 27–36 are on the January – June 2020 CD and online.

LISTENING

W Track 1 is available online only.

LET'S TRAVEL!

Task 1








Listen (CD Track 27), read, look and point.

- 1** bike
- 2** car
- 3** bus
- 4** train
- 5** plane


- 6** helicopter
- 7** boat
- 8** ship
- 9** lorry
- 10** station

- 11** road
- 12** sea
- 13** airport
- 14** ticket



Task 2

Find and cross out all the words from page 4. ↗↘→↓
The other letters tell you what Jane would like to do in the summer.



Task 3

Where do these go? Draw lines from the words to the places.

helicopter

ship

lorry

car



bus

boat

plane

train

Task 4



Take a piece of paper. Listen (CD Track 28) and draw.

YOUR STORY

Task 1 Read and write on the lines.

1 Write the name of your town:

.....
.....
.....

2 Choose one:
train, car, bike,
bus, lorry

.....
.....
.....

3 Choose one:
America, Africa,
India, Australia,
Japan, the UK

.....
.....
.....

4 Choose one:
lions , tigers,
snakes, cows,
crocodiles

.....
.....
.....

5 Choose one:
monkeys, spiders,
giraffes, frogs,
sheep

.....
.....
.....

6 Choose one:
a bike, a horse,
an elephant,
a motorbike,
a skateboard


.....
.....
.....

7 Choose one:
ship, plane, train,
car, lorry



.....
.....
.....

8 Choose one
(different from 3):
America, Africa,
India, Australia,
Japan, the UK

.....
.....
.....

9 Choose one:
bus, taxi ,
train, plane,
helicopter

.....
.....
.....

10 Choose one:
helicopter, plane,
magic carpet ,
balloon 

.....
.....
.....

11 Choose one
(different from 3
and 8): America,
Africa, India,
Australia, Japan,
the UK

.....
.....
.....

12 Choose one:
monkeys, kangaroos ,
lizards, cats,
zebras

.....
.....
.....

13 Choose one:
my mum, my dad,
my grandma,
my dog, my cat,
my school,
my teacher

.....
.....
.....

Task 2

Write the words from page 6 in the spaces. Then read the story.

AROUND THE WORLD

Let's go around the world!

Let's start in [1] . We can go to the airport by [2]

First, we can fly to [3] . There are many animals there. I would like to see

..... [4] and [5] . Then we can ride

..... [6] and go to the sea. Let's go by [7]

to [8] . We can take a [9] to go to China.

Let's fly a [10] to [11] from there! I want to see

the [12]

Then we can go home. I want to see [13] again.

Task 3

DRAW A MAP OF YOUR TRIP.

How do you get to the places? What can you see?


**Task 4**

Listen to an example of the story (CD Track 29).

MY MAGIC SPELL BOOK

Task 1



Listen to the magic spells (CD Track 30). Read the magic spells out loud . Read each spell three times. Draw where the people are going.




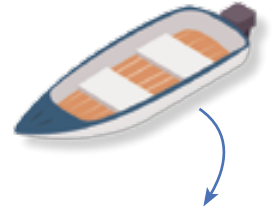

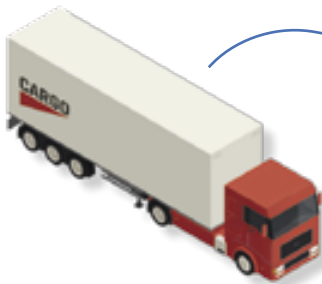
a magic spell book



It's time for a holiday. Look at the stars! Now we are going by lorry to Mars!

It's time for a holiday. Look at the bees! Now we are going by boat to the trees!

It's time for a holiday. Look at my mum! Now we are going by train to the sun!



Task 2

Now write new magic spells. Choose words and write them on the lines. Draw a picture.



shark



spoon



tea



by car

by bike

by plane

moon



sea

park





It's time for a holiday. Look at the _____! Now we are going _____ to the _____!

It's time for a holiday. Look at the _____! Now we are going _____ to the _____!

It's time for a holiday. Look at the _____! Now we are going _____ to the _____!

May 10th is Mother's Day.

In the US  and in many other countries, Mother's Day is on the second Sunday in May.






Did you know that in the UK , Mother's Day is usually in March?

MOTHER'S DAY




LET'S MAKE A NOTEBOOK FOR YOUR MUM.



WHAT YOU NEED:

- card and coloured paper
- a printer  (or a pencil)
- scissors 
- watercolours and a brush 
- ribbon 
- a hole punch 








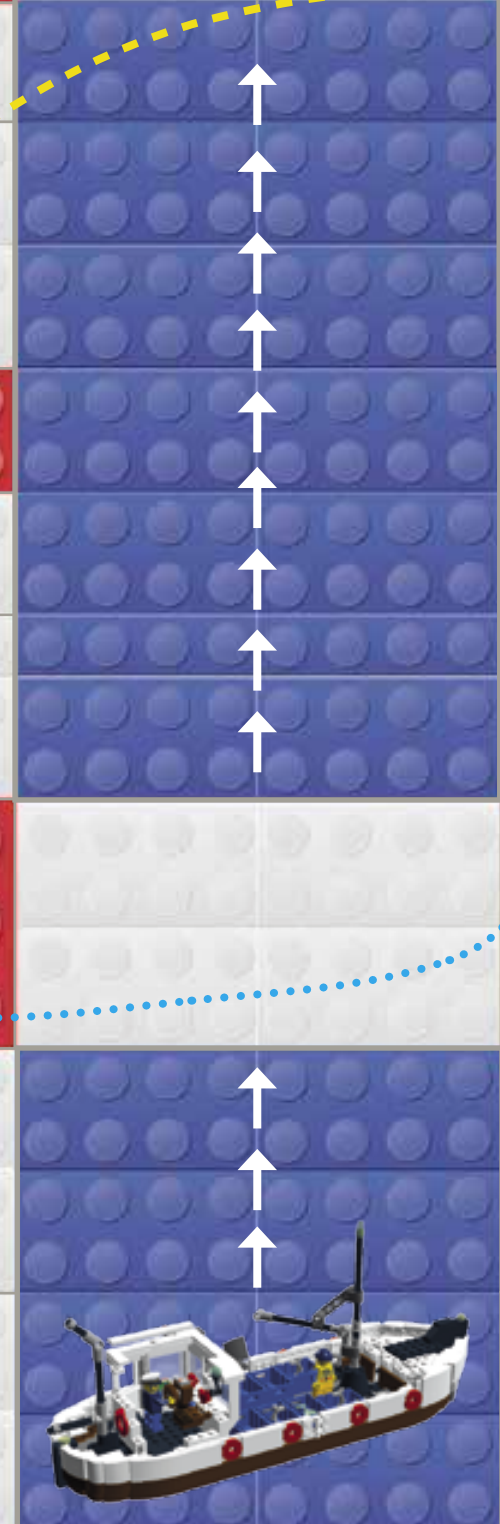










INSTRUCTIONS:

- 1 Paint the card with the watercolours. Let it dry. 
- 2 Print or copy the heart shapes onto coloured paper. You need about 16 hearts*.
- 3 Cut out the hearts from the coloured paper – your pages.
- 4 Cut out hearts from the card – your covers.
- 5 Make holes. ● 
- 6 Put the pages between the card covers.
- 7 Put a ribbon through the holes and tie it. 
- 8 Write "Happy Mother's Day" on the notebook.
- 9 Give it to your mum.



heart shapes

LET'S GO ON HOLIDAY

		 SCHOOL		 →
⬆ YOUR FRIEND LIVES HERE. SAY TWO THINGS ABOUT YOUR FRIEND.			⬅ ROLL 1, 2 ➡ ROLL 3, 4 ⬇ ROLL 5, 6	
☕ CAFÉ WHAT IS YOUR FAVOURITE DRINK? ROLL AGAIN.				
		TRAIN STATION  ⬆ TRAIN STATION ROLL 6 TO BUY A TICKET FOR THE TRAIN.		
⬆ ROLL 1, 2 ➡ ROLL 3, 4 ⬇ ROLL 5, 6			⬆ ROLL 1, 2 ⬅ ROLL 3, 4 ⬇ ROLL 5, 6	
		BUS STOP  ⬆ BUS STOP ROLL 1, 3 OR 5 TO BUY A TICKET FOR THE BUS.		
	 HAVE A PIZZA!			
	⬆ PIZZA! WHAT IS YOUR FAVOURITE FOOD? ROLL AGAIN.		⬅ ROLL 1, 2 ➡ ROLL 3, 4 ⬇ ROLL 5, 6	
	PARK		← NAME THREE THINGS YOU CAN SEE OR DO IN THE PARK.	
 START HERE →				



LET'S GO ON HOLIDAY

YOU ARE GOING ON HOLIDAY BY PLANE.
CAN YOU GET TO THE AIRPORT BEFORE YOUR FRIENDS?

WHAT YOU NEED:

2 - 4 PLAYERS
A GAME PIECE  OR A LEGO PERSON  FOR EACH PLAYER
1 DICE 



INSTRUCTIONS:


GET READY: EVERYONE PUTS THEIR GAME PIECE AT THE START.
ROLL THE DICE  AND MOVE YOUR GAME PIECE.
YOU CAN CHOOSE WHERE YOU WANT TO GO: LEFT , RIGHT  OR STRAIGHT .

WHAT SQUARE DO YOU FINISH ON?


A SQUARE WITH INSTRUCTIONS: READ THE INSTRUCTIONS AND DO WHAT THEY SAY. IF IT'S A BUS, TRAIN OR BOAT, YOU WAIT UNTIL YOUR NEXT TURN. NOW YOUR TURN IS FINISHED.
ANY OTHER TYPE OF SQUARE: YOUR TURN IS FINISHED.

IT'S YOUR TURN! WHERE ARE YOU?

A CROSSROADS SQUARE: ROLL THE DICE AND READ THE SQUARE .
YOU GO THE WAY THE **ARROW**  SHOWS. NOW ROLL THE DICE AGAIN. MOVE THAT MANY SQUARES.
A BUS STOP, TRAIN STATION OR BOAT: YOU CAN TRY TO BUY A TICKET. ROLL THE DICE. THE RIGHT NUMBER MEANS YOU CAN TAKE THE BUS, TRAIN OR BOAT. A DIFFERENT NUMBER MEANS YOU STAY ON THE ROAD.
A DIFFERENT SQUARE: YOU DECIDE WHERE TO GO. ROLL THE DICE. MOVE THAT MANY SQUARES.

 GO BY **BOAT**
ROLL 2, 4 OR 6 TO BUY A TICKET.

LET'S GO ON HOLIDAY





Task 1



Read and listen (CD Track 31).

Task 2

Circle the right answer(s) to each question. Write under the pictures.

How does Clara want to travel?

A



B



C



by.....

by.....

by.....

How does Molly want to travel?

A



B



C



by.....

by.....

by.....

Darren wants to go to Hawaii by car. Molly and Clara say they can't go by car. Why not? Circle the right answer.

They say that they can't go by car because Hawaii is *a town* / *a mountain* / *an island*.

Task 3

How do you think Molly, Darren and Clara go to Hawaii? Take a piece of paper. Draw a picture.

Let's Colour!

Task 1 Look, read, think and colour.

Blue: It can fly (for example: *bird*, *kite*...).


Red: It goes on the road (for example: *lorry*, *motorbike*...).

White: colours (for example: *blue*, *red*...)

Yellow: numbers 1–10

Pink: numbers 11–100

Brown: pronouns (for example: *he*, *they*...)



Task 2 What can you see in the picture? Who do you think it is for?



Queen Elizabeth II has her real birthday on April 21st. In the United Kingdom, the Queen has a birthday party on June 13th this year.

WHERE ARE THEY GOING?

The children are going on holiday. Where are they going? How are they going there?



Listen to the example (Track 1). Work with a partner. Ask questions.
The questions in the box can help you. Write the answers on the lines.

**STUDENT
A**

Student A looks at page 15
and Student B looks at page 16.

Where is [name] going?

Who is he / she going with?

How is he / she going there?



Name: **Lily**

She's going to Paris
with her dad.

She's going by train.



Name: **Nick**

He's going to

with his _____.

He's going by

_____.



Name: **Fred**

He's going to London
with his grandma.

He's going by plane.



Name: **Vicky**

She's going to

with her _____.

She's going by


_____.



Name: **Peter**

He's going to Hawaii
with his cousins.

He's going by boat.



Name: **Eva**

She's going to

with her _____.

She's going by

_____.

WHERE ARE THEY GOING?

The children are going on holiday. Where are they going? How are they going there?



Listen to the example (Track 1). Work with a partner. Ask questions.
The questions in the box can help you. Write the answers on the lines.

**STUDENT
B**

Student A looks at page 15
and Student B looks at page 16.

Where is [name] going?

Who is he / she going with?

How is he / she going there?



Name: **LILY**

She's going to

with her _____.

She's going by

_____.



Name: **NICK**

He's going to Japan
with his mum.

He's going by helicopter.



Name: **FRED**

He's going to

with his _____.

He's going by

_____.



Name: **VICKY**

She's going to Berlin
with her sister.

She's going by bike.



Name: **PETER**

He's going to

with his _____.

He's going by

_____.



Name: **EVA**

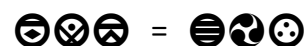
She's going to Amsterdam
with her grandpa.

She's going by bus.

MINECRAFT DUNGEONS

Task

There's a new Minecraft game! What can you do in it? The pictures will help you learn the letters.


$$= d a y$$

MINIONS: THE RISE OF GRU


This year there will be a new film about the Minions and Gru. In this film, Gru is a boy and he wants to be a villain (= bad man). The Minions help him.

Task Find the words in the puzzle (↓↑↘↗). The extra letters tell you Gru's first name.

MINIONS



YELLOW



BANANA



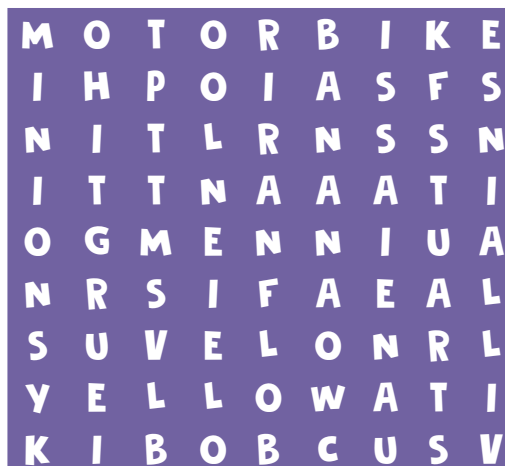
GRU



KEVIN



OTTO



CAR



BOB



PLANE



STUART



VILLAINS



MOTORBIKE

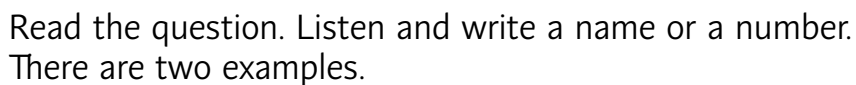


ANSWER: _____

Part 2

5 Questions

This practice test doesn't contain all the parts.



What is the girl's name? Grace

How old is the girl? 14

Questions

- ## PLAY 19

Part 3

3 Questions*



Listen and tick ☒ the box. There is one example.

Example

What juice has Sam got?



A ☒



B ☐



C ☐

1 What does Hugo have for breakfast?



A ☐



B ☐



C ☐

2 What does Lucy want for her birthday?



A ☐



B ☐



C ☐

3 How does Ben go to school?



A ☐



B ☐




C ☐

Part 4

5 Questions



Listen and colour. There is one example.



Part I

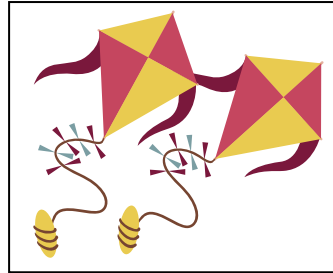
5 Questions

Look and read. Put a tick ☒ or a cross ☒ in the box. There are two examples.

Examples



This is a car. ☒



These are cakes. ☒

Questions

1




This is a house. ☐

2



This is a lorry. ☐

3



These are carrots. ☐

4



This is a teddy bear. ☐

5



These are monsters. ☐

Part 2

5 Questions

Look and read. Write **yes** or **no**.



Examples

The classroom door is open.

yes

The teacher is very happy.

no

Questions

- 1 Two girls are listening to the radio.
- 2 There is water on the floor.
- 3 The boy with blue shorts is bouncing a ball.
- 4 Some frogs are jumping on the floor.
- 5 A girl is dancing.

Part 3

5 Questions

Look at the pictures. Look at the letters. Write the words.

Example



j a c k e t

T E J C A K

Questions



— — — — —

S N E A J



— — — — —

R T H S I



— — — — —
— — —

L A L B S A B E
A C P



— — — — —

K O C S S



— — — — —

C T H W A

Part 4









5 Questions

Read the text. Choose a word from the box. Write the correct word next to numbers 1–5. There is one example.



Cool Old Things

My grandma and grandpa are very old. They live in a small house..... . They don't have any dogs, but they have three fat, ugly **(1)**..... . There are lots of old things. Some are cool, and some are funny. There is a **(2)**..... on the wall. It is my dad, but in the photo he is 10 years old. He is riding a **(3)**..... in the park. I like playing with my dad's old **(4)**..... . My favourite is a **(5)**..... that walks and talks. It's retro.

<p>Example</p>  <p>house</p>	 <p>picture</p>	 <p>cats</p>	 <p>toys</p>
 <p>robot</p>	 <p>skateboard</p>	 <p>potato</p>	 <p>phone</p>

Part 5

5 Questions

Look at the pictures and read the questions. Write one-word answers.




Example

Where are the people? On the _____ *beach* _____.

Questions

Now look at Picture 1.

- 1 What is the colour of the boy's hair? _____.
- 2 What is flying? A _____.
- 3 What is the mum doing? _____ a book.



Now look at Picture 2.

- 4 Who is pointing? The _____.
- 5 What does the girl catch? An old black _____.

LOOK AND TALK

TRAVEL

Task 1



Look at the picture on page 28. What can you see?
Listen to the example conversation (CD Track 32).

Student A

How can we fly / go on the road / go on the sea?

Where can we go?

Can we go by car / by boat / by bus / by plane?

What colour is the train / the lorry / the helicopter?

Student B

We can go by plane / bike / boat...

We can go to the beach / to the zoo / to play tennis / to a hotel.

Yes, we can. / No, we can't.

It's blue / red / yellow...

Task 2



Play a game.

Listen to the example conversation (CD Track 33).

Play together. Look at the picture. One person chooses where to go and how to travel.

EXAMPLE:

Student A

Where are you going?

Are you going by road?

Do you need a ticket?

Are you going by bus?

Student B

I'm going to the shop.

Yes, I am.

Yes, I do.

Yes, I am! I'm going to the shop by bus.

Task 3

Choose a place. How do you want to travel there? Have a conversation with your partner.

EXAMPLE:

Student A

Let's go to the park.

No, I wouldn't. Would you like to go by train?

No. Would you like to go by helicopter?

Student B

OK. Would you like to go by bus?

No, thank you. Would you like to go by bike?

Yes. Good idea! Let's go to the park by helicopter.

Task 4

Write a story. Choose one of the things in the middle of the picture (a car, plane, train, etc.). You are that thing now! What is your name? Where are you going? Write a story about your day.



